
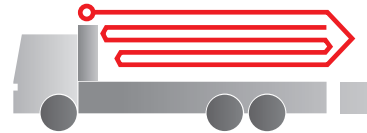


Truck-mounted concrete pump

BSF 38-5.16 H

.16 H LS

Output up to 160 m³/h
Delivery pressure up to 130 bar*



Note: Standard version. Dimensions and weights depend on truck, pump model and equipment.
Dimensions in mm, MAN TGS 26.400.
For illustration only.

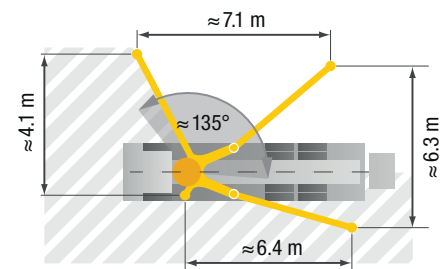
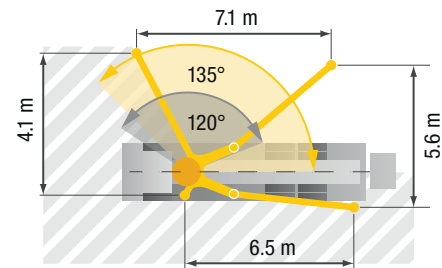
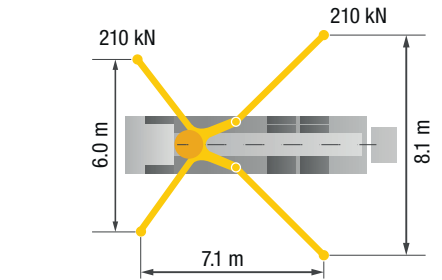
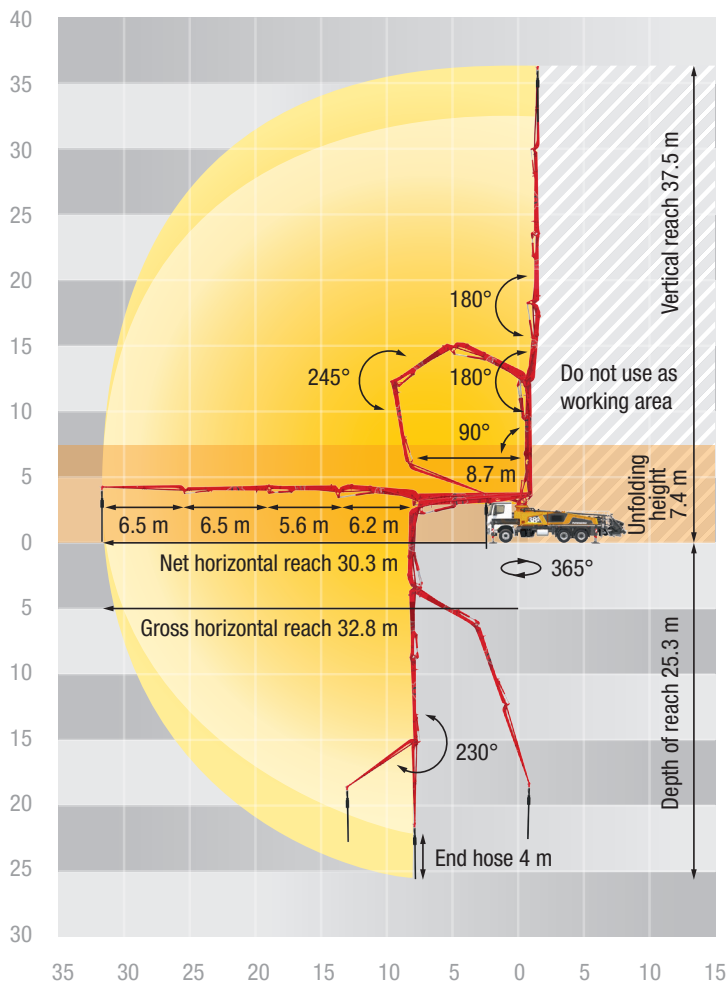
Technical data

Boom M 38-5			
Sections			5
Reach height	m		37.5
Horizontal reach	gross	m	32.8
	net	m	30.3
Reach depth max.	m		25.3
Unfolding height	m		7.4
End hose length	m		4
Folding system			RZ
Delivery line			DN 125

Pump		BSF	.16 H	.16H LS
Rod side	Output	m ³ /h	160	-
	Delivery pressure	bar	85	-
	Strokes	1/min.	31	-
Piston side	Output	m ³ /h	108	160
	Delivery pressure	bar	130	85
	Strokes	1/min.	21	26
	Delivery cylinder	Ø mm	230	250
	Stroke	mm	2100	2100

*) Delivery line boom max. 85 bar.
All data maximum theoretical.

BSF 38-5 Reach information diagram, Support



Delivery scope Standard Line

Agitator operated via radio and on site
Automatic agitator function depending on pump application
Bolted I-frame
Boom cradle switch with RFID
"Boom not on cradle" warning system
Box for sponge balls
CAN-Bus system
Cardan shaft maintenance free
Central lubrication hopper, A hinge and 4-point bearing
Chassis horn via remote control on hopper
Cleaning hose, 10 m, incl. holder and spray nozzle
Concrete hopper with agitator
Connection for watertank filling
Connections for hydraulic emergency supply (boom)
Contamination indicator hydraulic oil filter on RGD-RC (Display radio remote control)
Deck piping of standard quality
Delivery cylinder chrome-plated
Delivery line (1-layer)
Delivery note-box, plastic

Diagnose interface
Elbow (45°) with wear-reducing extended joints
End hose 4.0 m DN 125 5.5"
Ergonic 2.0
Ergonic Pump System (EPS) incl. Ergonic Output Control (EOC)
Ergonomic water hose reel at riser pipe
Flushing water pump 160 l/min 25 bar
Full support system
Hammer and trowel holder
Handrail left side, guardrail right side
Hinged elbow with cleaning port
Hydraulic fluid cooler integrated in the support leg
Hydraulic hose for replacement in hose pack
LED lighting control sections
LED module cabinet lighting to the left and right
LED pump/water box lighting
LED lighting hopper
Operating manuals certified (1 x paper, 1 x CD-ROM), spare part list
Operating position by hopper for draining the water line

Painting: 3-coloured Putzmeister standard
Platform non-skid
Radio remote control with Ergonic Graphic Display (EGD-RC)
Rear air port
RSA – automatic agitator safety cutout with RFID monitoring and start-up protection
Rubber collar on concrete hopper
S-transfer tube switchover fast/slow
Safety eyebolt for maintenance work on the slewing head
Spectacle wear plate DURO 22
Splash guard fixed
Step left/right on hopper or underrun guard
Support plates (4 x)
Swivel support plates
Tool set incl. standard equipment
Towing eye
Wash-out port lid with locked slide pin
Water tank 500 l with fill level indicator
Water outlet for small amounts on hopper